

PACKAGING DIP SWITCHES

※ In addition to the DIP switches in this chapter, the following notes on the page 155 contain common notes applied to some of the pushbutton switches (detect switches), slide switches, and rotary switches described later.

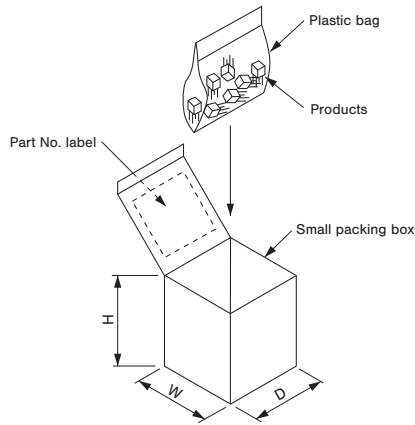
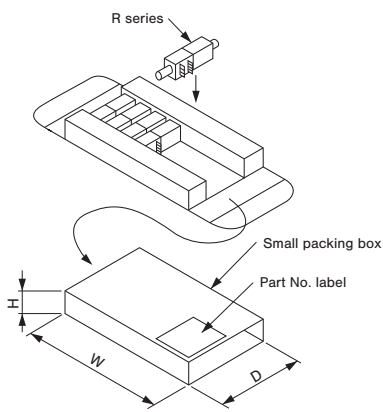
BULK PACKAGING SPECIFICATIONS IN PLASTIC BAGS & BOXES

Part number	Maximum Q'ty/pack	Small packing box					
		Maximum Q'ty/small Packing box	※ 1 Dimensions W × H × D (mm)	Gross weight (g)			
CJS-1200A, B	100	500	60 × 70 × 60	41			
CJS-1201A, B				46			
CAS-120A, B	100	500	60 × 70 × 60	41			
CAS-220A, B				60			
CAS-D20A, B				50			
CVS-04B				80			
CVS-08B	100	500	60 × 70 × 60	30			
CVS-01B,C				25			
CVS-02B,C				30			
CVS-03B,C				39			
CHS-01A, B	50	200	60 × 70 × 60	49			
CHS-02A, B				60			
CHS-04A, B				70			
CHS-06A, B				34			
CHS-08A, B				46			
CHS-10A, B				58			
CES-0202C				70			
CES-0402C				47			
CES-0602C	50	100	60 × 70 × 60	51			
CES-0802C				57			
CMS-2202A, B, C				49			
CMS-2302A, B, C				55			
CMS-2402A, B, C				61			
CMS-2212A, B, C				49			
CMS-2312A, B, C				55			
CMS-2412A, B, C				61			
CMS-2214A, B, C				47			
CMS-2314A, B, C				49			
CMS-2414A, B, C				55			
CMS-4202A, B, C				61			
CMS-4216A, B, C	25	50	60 × 70 × 60	47			
CRFS-2202				72			
CRFS-2302				96			
S-4000A, B	50	200	60 × 70 × 60	39			
SA-70□0A, B, C	50	200	60 × 70 × 60	83			
SA-71□0A, B, C				87			
SA-72□0A, B, C				83			
SA-70□1A, B, C		84					
SA-71□1A, B, C		86					
SA-72□1A, B, C		84					
S-70□0EA, EB, EC	50	200	60 × 70 × 60	71			
S-70□1EA, EB, EC		100		145			
CS-32-12EZA, EZB	100	500	60 × 70 × 60	40			
CS-32-12EZG, EZH							
CS-4-12YA, YB, YC	50	500	60 × 70 × 60				
CS-4-12XA, XB, XC							
CS-4-13NA, NB							
CS-4-14NA, NB							
CS-4-22YA, YB							
CL-SB-12□-0□	50	100	60 × 70 × 60	45			
CL-SB-12□-1□				46			
CL-SB-13□-0□				51			
CL-SB-13□-1□				52			
CL-SB-22□-0□				46			
CL-SB-22□-1□				47			
CL-SB-23□-0□				52			
CL-SB-23□-1□				53			
CL-SA-12□□-□□				50	100	60 × 70 × 60	39

Part number	Maximum Q'ty/pack	Small packing box					
		Maximum Q'ty/small Packing box	※ 1 Dimensions W × H × D (mm)	Gross weight (g)			
S-10□0A, S-20□0A	25	50	60 × 70 × 60	57			
S-11□0A, S-21□0A				62			
S-12□0A, 22□0B				66			
S-10□1A, S-20□1A				70			
S-11□1A, S-21□1A				75			
S-12□1A, 22□1B				79			
SC-10□0, SC-20□0	25	50	60 × 70 × 60	47			
SC-11□0, SC-21□0				52			
SC-12□0, SC-22□0				47			
SC-10□1, SC-20□1				53			
SC-11□1, SC-21□1				58			
SC-12□1, SC-22□1				53			
SC-10□0B, SC-20□0B	25	50	60 × 70 × 60	47			
SC-12□0B, SC-22□0B				47			
SD-10□0, SD-20□0				48			
SD-11□0, SD-21□0				53			
SD-12□0, SD-22□0				48			
SD-10□1, SD-20□1				63			
SD-11□1, SD-21□1	50	100	60 × 70 × 60	68			
SD-12□1, SD-22□1				63			
SD-10□0B, SD-20□0B				48			
SD-12□0B, SD-22□0B				48			
CHP-02□A, 02□B				31			
CHP-04□A, 04□B				41			
CHP-08□A, 08□B	50	100	60 × 70 × 60	58			
SA-50□0E				89			
SA-51□0E				94			
SA-50□1E				64			
SA-51□1E	25	50	60 × 70 × 60	66			
S-80□0				44			
S-81□0				50	100	60 × 70 × 60	51
S-80□1							48
S-81□1	56						
SS-10-15SPE, 16NPE	25	50	60 × 70 × 60	57			
SS-10-16SP-AE, 23NPE							
SS-10-15SP-LE, 16NP-LE				62			
SS-10-16SP-L-AE, 23NP-LE							
RS1, RG1, RD1	—	20	166 × 20 × 78	190			
RS2, RG2		10		170			
RS3, RG3		10		220			

※ 1 Tolerance : ± 2

PACKAGING DIP SWITCHES



Part No. label

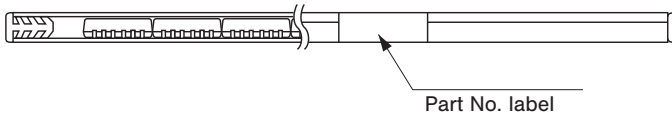
Type	
Spec	
Quantity	
LOT No	
Date code	
MADE IN XXX	2D barcode
□□□□ (RoHS)	
NIDEC COMPONENTS	

■ マガジンの包装仕様 PACKAGING SPECIFICATIONS FOR MAGAZINE TYPE

Part number	Stick packaging		Magazine box	
	Q'ty/Stick	※ 1 Dimensions W × H × D (mm)	Maximum Q'ty/Box	(g) Gross weight
CHS-04MA, MB	70	504 × 3.9 × 10.4		17
CHS-06MA, MB	50			
CHS-08MA, MB	40			
CHS-10MA, MB	30			
CFS-010□MA, MB, MC	118	504 × 11 × 13	4720	1440
CFS-020□MA, MB, MC	72		2880	1440
CFS-030□MA, MB, MC	52		2080	1400
CFS-040□MA, MB, MC	40		1600	1400
CFS-050□MA, MB, MC	32		1280	1400
CFS-060□MA, MB, MC	28		1120	1440
CFS-070□MA, MB, MC	24		960	1400
CFS-080□MA, MB, MC	20		800	1400
CFS-090□MA, MB, MC	18		720	1400
CFS-100□MA, MB, MC	16		640	1360
CFP-02□MB, MC	62		504 × 13.5 × 14.8	1674
CFP-03□MB, MC	46	1242		1539
CFP-04□MB, MC	36	972		1512
CFP-05□MB, MC	30	810		1512
CFP-06□MB, MC	26	702		1512
CFP-08□MB, MC	20	540		1512
CFP-10□MB, MC	16	432		1512
CES-0202MC	60	504 × 17.2 × 12		1920
CES-0402MC	36		1152	2496
CES-0602MC	26		832	2496
CES-0802MC	20		640	2496
CSS-121□MC	53	504 × 6.6 × 5.8	4240	1040
CSS-131□MC	38		3040	1120
CSS-130□MC	38	504 × 9.7 × 3.7	3800	1600
CYP-02□MB	70	500 × 7.5 × 13	4200	1920
CYP-02□MC		500 × 11.5 × 13	2800	1520
CYP-04□MB	40	500 × 7.5 × 13	2400	1980
CYP-04□MC		500 × 11.5 × 13	1600	1560
CYP-06□MB	28	500 × 7.5 × 13	1680	1980
CYP-06□MC		500 × 11.5 × 13	1120	1500
CYP-08□MB	20	500 × 7.5 × 13	1200	1920
CYP-08□MC		500 × 11.5 × 13	800	1520
CYP-10□MB	16	500 × 7.5 × 13	960	1860
CYP-10□MC		500 × 11.5 × 13	640	1480
SH-70□OMA, MB, MC	50	390 × 17.2 × 13.4	1200	1088
CS-7-14MB				

※ 1 ± 5 Tolerance

PACKAGING DIP SWITCHES

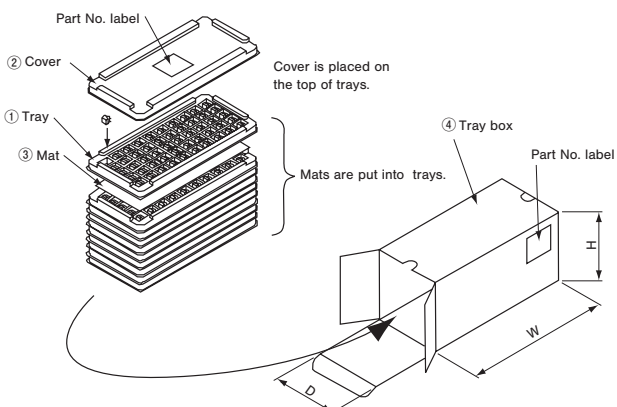


PACKAGING SPECIFICATIONS FOR TRAY TYPE

Part number	Q'ty/tray	Tray box		
		Maximum Q'ty/tray box	※ 1 Dimensions W × H × D (mm)	Gross weight (g)
CMS-2202WC	50	500	305 × 148 × 140	528
CMS-2302WC				553
CMS-2402WC				578
CMS-2212WC				538
CMS-2312WC				568
CMS-2412WC				598
CMS-2214WC				538
CMS-2314WC				568
CMS-2414WC				598
CMS-4202WC				728
CMS-4216WC				748
S-70□0EWC				50
S-70□1EWC	638			
S-10□0W, S-20□0W	50	500	305 × 148 × 140	763
S-11□0W, S-21□0W				813
S-12□0W, S-22□0W				893
S-10□1AW, S-20□1AW				943
S-11□1AW, S-21□1AW				838
S-12□1AW, S-22□1AW				968
SC-10□0W, SC-20□0W				643
SC-11□0W, SC-21□0W				693
SC-12□0W, SC-22□0W	643			
SC-10□1W, SC-20□1W	708			
SC-11□1W, SC-21□1W	758			
SC-12□1W, SC-22□1W	708			
SC-10□0WB, SC-20□0WB	643			
SC-12□0WB, SC-22□0WB	643			
CRFS-2202W	50	500	305 × 148 × 140	1028
CRFS-2302W				1278
CRFS-2204W				1078
CRFS-2304W				1328

Part number	Q'ty/tray	Tray box					
		Maximum Q'ty/tray box	※ 1 Dimensions W × H × D (mm)	Gross weight (g)			
SD-10□0W, SD-20□0W	50	500	305 × 148 × 140	653			
SD-11□0W, SD-21□0W				703			
SD-12□0W, SD-22□0W				653			
SD-10□1W, SD-20□1W				718			
SD-11□1W, SD-21□1W				768			
SD-12□1W, SD-22□1W				718			
SD-10□0WB, SD-20□0WB				653			
SD-12□0WB, SD-22□0WB				653			
SA-50□0□EW				50	500	305 × 148 × 140	1078
SA-51□0□EW							1128
SA-50□1□EW							1328
SA-51□1□EW							1368
S-80□0W	50	500	305 × 148 × 140	463			
S-81□0W				498			
S-80□1W				493			
S-81□1W				528			
SS-10-15SPEW, 16NPEW	50	500	305 × 148 × 140	748			
SS-10-16SP-AEW, 23NPEW				748			
SS-10-15SP-LEW, 16NP-LEW				798			
SS-10-16SP-L-AEW, 23NP-LEW				798			

※ 1 Tolerance ± 3



Note) Material

- ① Tray : PS (Polystyrene)
- ② Cover : PS (Polystyrene)
- ③ Mat : PE (Polyethylene foam)
- ④ Tray box : Cardboard

Part No. label

Type	
Spec	
Quantity	
LOT No	
Date code	
MADE IN XXX	2D barcode
□□□□ (RoHS)	
NIDEC COMPONENTS	

PACKAGING DIP SWITCHES

PACKAGING SPECIFICATIONS FOR TAPING TYPE (PLASTIC REEL)

Part number	Q'ty/reel	Reel box					
		Maximum Q'ty/reel box	※1 Dimensions W × H × D (mm)	Gross weight (g)			
CJS-1200A, B (522)/2 Reel	1000	2000	260 × 48 × 260	617			
CJS-1201A, B (542)/2 Reel				637			
CAS-120TA, TB	1000	2000	260 × 48 × 260	617			
CAS-220TA, TB				669			
CAS-D20TA, TB				669			
CVS-01TB	2000	4000	260 × 48 × 260	708			
CVS-02TB				719			
CVS-03TB	1000	4000	260 × 48 × 260	809			
CVS-04TB	2000	4000	260 × 48 × 260	808			
CVS-08TB				1035			
CVS-01TB-1	500	1000	185 × 46 × 188	224			
CVS-02TB-1				237			
CVS-03TB-1				251			
CVS-04TB-1				264			
CVS-08TB-1				334			
CHS-01TA, TB	500	1000	260 × 48 × 260	617			
CHS-02TA, TB				585			
CHS-04TA, TB				633			
CHS-06TA, TB			260 × 63 × 260	681			
CHS-08TA, TB				843			
CHS-10TA, TB				888			
CHP-02	500	1000	260 × 48 × 260	647			
CHP-04 □ TA, TB				735			
CHP-08 □ TA, TB				979			
CMS-2202TA, TB	900	900	335 × 33 × 335	866			
CMS-2302TA, TB				911			
CMS-2402TA, TB				956			
CMS-2212TA, TB				932			
CMS-2312TA, TB				986			
CMS-2412TA, TB				1040			
CMS-2214TA, TB				932			
CMS-2314TA, TB				986			
CMS-2414TA, TB				1040			
CMS-4202TA, TB				500	500	335 × 41 × 335	905
CMS-4216TA, TB							1005
CUS-12TB				2500	2500	335 × 24 × 335	780
CUS-13TB	335 × 33 × 335	880					
CUS-14TB	1010						
CUS-22TB	1400	1400	335 × 24 × 335	660			
CSS-1210TB	1900	1900	335 × 24 × 335	760			
CSS-1310TB			335 × 33 × 335	900			
S-4010TA, TB	500	500	260 × 24 × 260	331			
SA-70 □ 0TA, TB	500	500	260 × 24 × 260	519			
SA-71 □ 0TA, TB				610			
SA-72 □ 0TA, TB				519			
SA-70 □ 1TA, TB			335 × 24 × 335	785			
SA-71 □ 1TA, TB				815			
SA-72 □ 1TA, TB				785			
SA-70 □ 2TB			335 × 33 × 335	683			
SA-71 □ 2TB				695			
SA-72 □ 2TB				683			
SA-70 □ 3TB				683			
SA-71 □ 3TB				695			
SA-72 □ 3TB				683			
CL-DA-1CB4-A2			1000	1000	260 × 24 × 260	490	
CL-DA-1BB4-A2					500		
CL-DB			1000	1000	260 × 24 × 260	454	
CL-SB-12A-0 □ T, 12B			500	500	335 × 33 × 335	648	
CL-SB-12A-1 □ T, 12B	648						
CL-SB-13A-0 □ T, 13B	672						
CL-SB-13A-1 □ T, 13B	677						
CL-SB-22A-0 □ T, 22B	651						
CL-SB-22A-1 □ T, 22B	655						
CL-SB-23A-0 □ T, 23B	680						
CL-SB-23A-1 □ T, 23B	686						

Part number	Q'ty/reel	Reel box		
		Maximum Q'ty/reel box	※1 Dimensions W × H × D (mm)	Gross weight (g)
S-70 □ 0ETA, ETB	500	500	260 × 24 × 260	512
S-70 □ 1ETA, ETB			335 × 24 × 335	763
SH-70 □ 0TA, TB	500	500	335 × 24 × 335	655
CS-32-12ZETA, ZETB	500	2000	185 × 74 × 185	420
CS-32-12ZETG, ZETH			500	260 × 20 × 260
CS-4-12YTA, YTB	500	2000	185 × 69 × 185	527
CS-4-12XTA, XTB				
CS-4-13NTA, NTB				
CS-4-14NTA, NTB				
CS-4-22YTA, YTB				
CS-7-14TB	500	500	335 × 33 × 335	655
SC-10 □ 0TB, 20 □ 0TB	500	500	333 × 33 × 333	816
SC-12 □ 0TB, 22 □ 0TB				
SD-10 □ 0TB, 20 □ 0TB	500	500	333 × 33 × 333	826
SD-12 □ 0TB, 22 □ 0TB				
CFS-0100TA, TB, 0101TA, TB	1000	1000	335 × 33 × 335	750
CFS-0200TA, TB, 0201TA, TB				810
CFS-0300TA, TB, 0301TA, TB				920
CFS-0400TA, TB, 0401TA, TB				990
CFS-0500TA, TB, 0501TA, TB				1110
CFS-0600TA, TB, 0601TA, TB				1180
CFS-0700TA, TB, 0701TA, TB			335 × 41 × 335	1370
CFS-0800TA, TB, 0801TA, TB				1440
CFS-0900TA, TB, 0901TA, TB				1670
CFS-1000TA, TB, 1001TA, TB			335 × 53 × 335	1730
CFS-0102TA, TB, 0103TB				690
CFS-0202TA, TB, 0203TB			335 × 33 × 335	760
CFS-0302TA, TB, 0303TB	830			
CFS-0402TA, TB, 0403TB	910			
CFS-0502TA, TB, 0503TB	980			
CFS-0602TA, TB, 0603TB	1060			
CFS-0702TA, TB, 0703TB	335 × 41 × 335	1190		
CFS-0802TA, TB, 0803TB	335 × 53 × 335	1350		
CFS-0902TA, TB, 0903TB		1430		
CFS-1002TA, TB, 1003TB	1480			
CFP-02 □ □ TB	500	500	335 × 33 × 335	810
CFP-03 □ □ TB				890
CFP-04 □ □ TB				970
CFP-05 □ □ TB				1060
CFP-06 □ □ TB			335 × 41 × 335	1190
CFP-08 □ □ TB				1440
CFP-10 □ □ TB			335 × 53 × 335	1677
CYP-0200B, 0201B, 0202B				700
CYP-0210B, 0211B, 0212B	800			
CYP-0400B, 0401B, 0402B		980		
CYP-0410B, 0411B, 0412B	335 × 41 × 335		1124	
CYP-0600B, 0601B, 0602B		335 × 53 × 335	1280	
CYP-0610B, 0611B, 0612B				
CYP-0800B, 0801B, 0802B				
CYP-0810B, 0811B, 0812B				
CYP-1000B, 1001B, 1002B				
CYP-1010B, 1011B, 1012B				

Notes) Reel material : Plastic (Polystyrene)

※1 Tolerance±5

CS-4, CS-32 (A-B),
CVS-XX-1 reel box

CS-32 (G-H), CJS, CAS, CVS, CHS, CHP,
CFS, CFP, CMS, S-4000, SA-7000, S-7000,
SC-1000/2000, SD-1000/2000,
SH-7000, CS-7, CL-DA, CL-DB, CL-SB reel box

